

PCMflash module 93

India Delphi DCM2.5(P)/DCM2.7AP/DCM7.1AP/DCM7.24 /

ЭБУ DCM2.5(P)/DCM2.7/DCM7.1AP а/м Индии

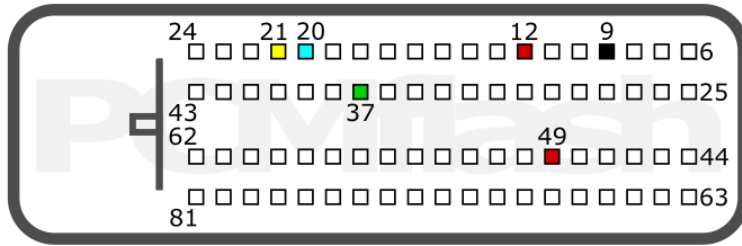
Contents/Оглавление

Contents/Оглавление.....	2
DELPHI DCM2.5/DCM2.5P.....	3
DELPHI DCM2.7AP.....	4
DELPHI DCM7.1AP.....	5
DELPHI DCM7.24.....	7

PCMflash

Engine Control Unit

DELPHI DCM2.5/DCM2.5P



+12V	12, 49	CAN-L	T1: 20
GND	9	CAN-H	T1: 21
K-LINE	37 (Not used)		

ALL

pcmflash.ru

v.1

2024-06-17

PCMflash


Engine Control Unit

DELPHI DCM2.7AP

Normal/Обычный

T1

T2

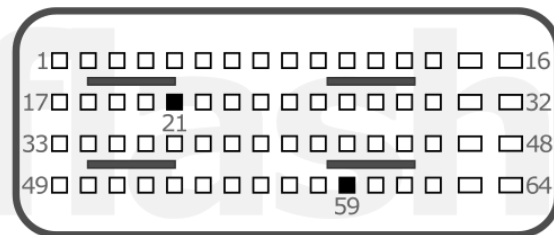
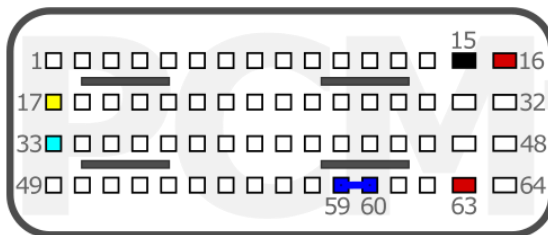


+12V	T1: 16, 63	CAN-L	T1: 33
GND	T1: 15	CAN-H	T1: 17

Bench/Recovery/Восстановление

T1

T2



+12V	T1: 16, 63	CAN-L	T1: 33
GND	T1: 15, T2: 21, 59	CAN-H	T1: 17

Short T1.59 and T1.60 together/Соедините между собой T1.59 и T1.60

MAHINDRA

pcmflash.ru

v.1


2023-11-25

PCMflash

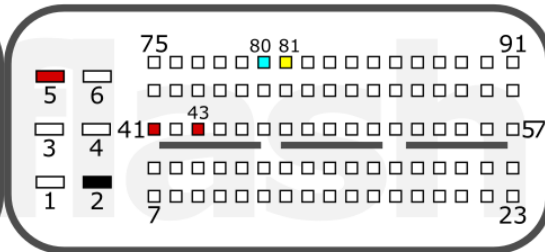
Engine Control Unit

DELPHI DCM7.1AP

T1



T2




+12V	T2: 5, 41, 43	CAN-L	T2: 80
GND	T2: 2	CAN-H	T2: 81

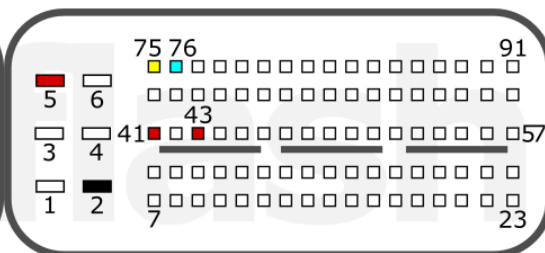
Boot/Recovery/Восстановление - see the next page/смотри следующую страницу

Ashok Leyland LCV

T1



T2



+12V	T2: 5, 41, 43	CAN-L	T2: 76
GND	T2: 2	CAN-H	T2: 75

Boot/Recovery/Восстановление - see the next page/смотри следующую страницу


ALL

PCMflash

Engine Control Unit

DELPHI DCM7.1AP

Boot/Recovery/Восстановление



Connect to ground using 1 kOhm resistor or use BOOT wire/
Подключить к массе через резистор 1 кОм или использовать провод BOOT

ALL

pcmflash.ru

v.3


2023-12-24

PCMflash

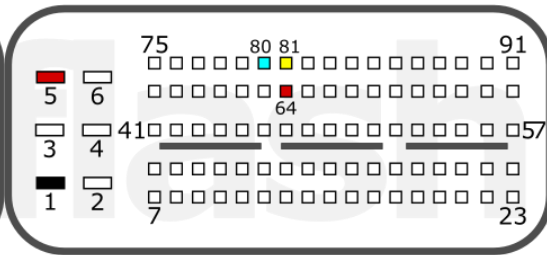
Engine Control Unit

DELPHI DCM7.24

T1



T2



+12V	T2: 5, 64	CAN-L	T2: 80
GND	T2: 1	CAN-H	T2: 81

TATA

pcmflash.ru

v.1

2024-09-19